


ADJUSTABLE MICRO-NOZZLES DIFFUSER ON PERFORATED PANEL



Series EDMF-S

Adjustable micro-nozzles diffusers on rectangular panel.

They are used in air delivery, when there is a need for long throws at low noise levels and/or air flow orientation. Mainly installed on the wall, they are particularly suitable in cases where, for architectural or structural reasons of the environment, different throw directions must be provided for the individual micro-nozzles. In the case of a multi-row arrangement, it is possible to diverge the throw as desired, both horizontally and vertically, significantly expanding the area of influence of the same. Considering the high inductive effect, due to the division of the flow rate into many small jets, a rapid decrease in the throw speed and the temperature difference between the supply air and the ambient air is obtained.

Concealed frame.

Single-adjustable micro-nozzle diffuser, in perforated sheet metal.

Micro-nozzles in plastic material in black or white, with rounded exit edge to reduce the noise generated.

CHARACTERISTIC

Material: Steel plate, aluminum frame, white nylon micro-nozzles.

Finish: White RAL 9016.

USE

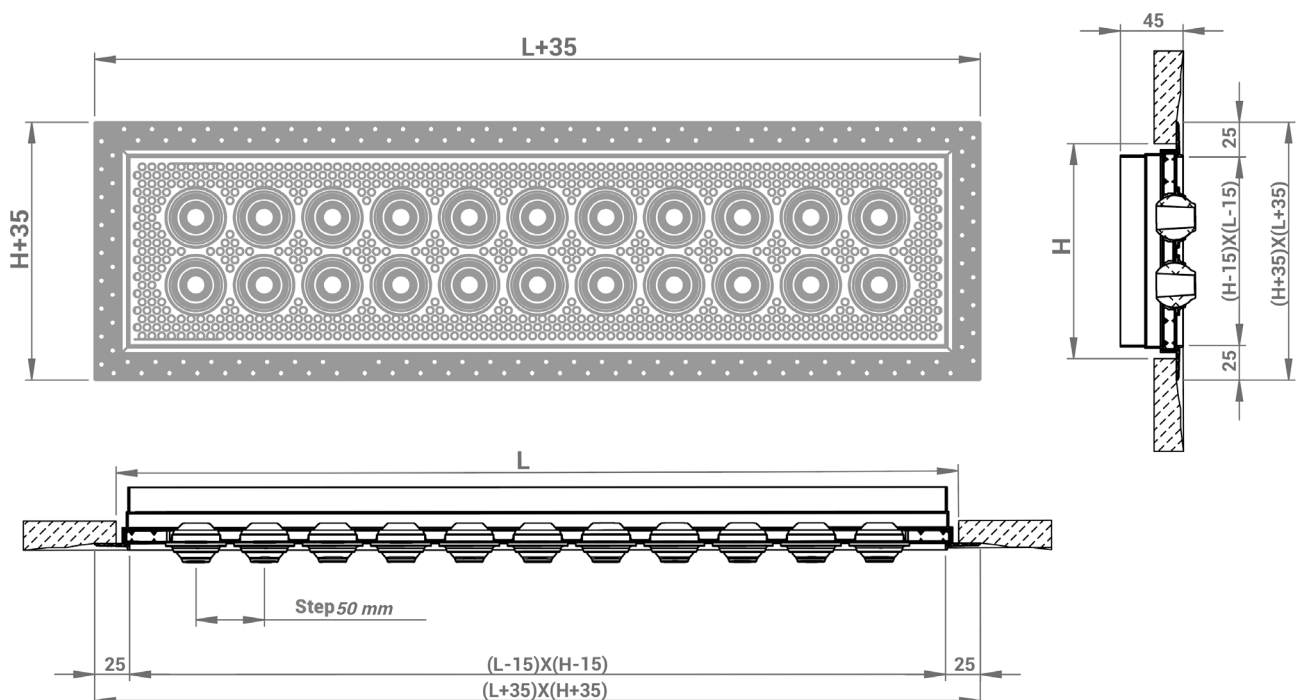
Diffusers with individually adjustable micro-nozzles designed to obtain long air throw with low noise levels.

FIXING

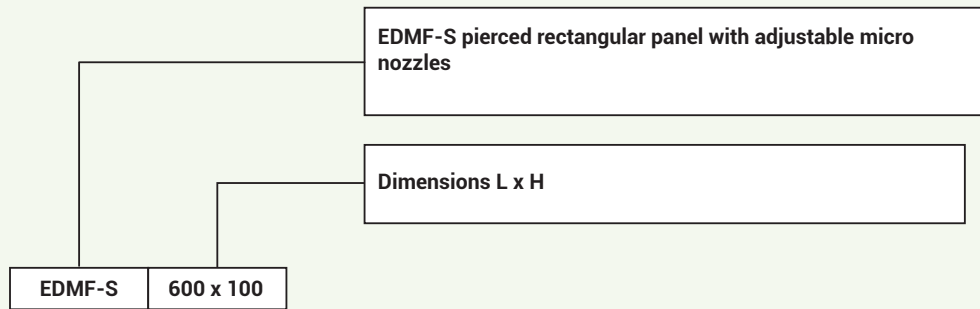
Fixing with front screws on frame.

On request Micro nozzles and plate in black on request.

DIMENSIONS



CODES



DIFFUSER CHARACTERISTICS

- - Material EDMF-S: Steel plate, aluminum frame, white nylon micro nozzles
- - Standard finish: white painting RAL 9016, white micro-nozzles (black painting on demand).
- - Finish on request: RAL diffuser painting on demand (the micro-nozzles cannot be paint).
- - Fixing: with screws on the frontal frame.

EFFECTIVE SECTION

H		L			
		600	800	1000	1200
100	m ²	0,0065	0,0088	0,0111	0,0133
150	m ²	0,0086	0,0114	0,0143	0,0172

TECHNICAL DATA

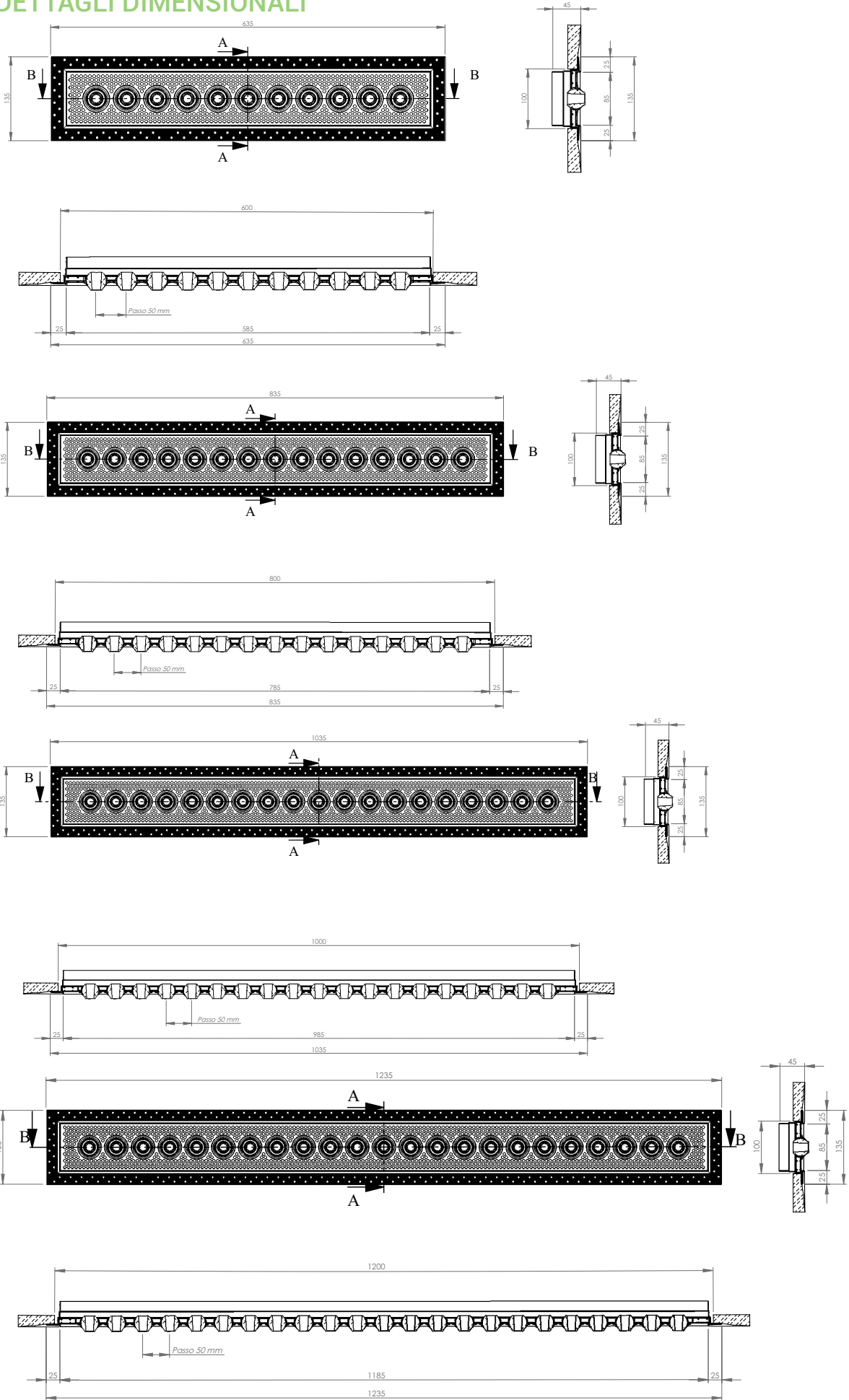
H	Vk	L			
	7 m/s	600	800	1000	1200
100	N° micro-nozzles on one row	11	15	19	23
	m ³ /h	165	220	280	335
	L(m)	4,1	4,8	5,4	6,0
	dB(A)	29	30	30	31
150	N° micro-nozzles on two row	22	30	38	46
	m ³ /h	215	290	360	430
	L(m)	5,7	6,7	7,3	8,3
	dB(A)	30	31	32	32

Perdita di carico: 18 Pa

H	Vk	L			
	8 m/s	600	800	1000	1200
100	N° micro-nozzles on one row	11	15	19	23
	m ³ /h	190	250	320	385
	L(m)	4,7	5,5	6,3	7,0
	dB(A)	34	35	35	36
150	N° micro-nozzles on two row	22	30	38	46
	m ³ /h	245	330	410	495
	L(m)	6,6	7,8	8,2	9,5
	dB(A)	35	36	37	37

Perdita di carico: 28 Pa

DETTAGLI DIMENSIONALI



DIMENSIONS DETAIL

